

Overview of the adaptation plans in the Asia-Pacific

This factsheet provides an overview of adaptation plan documents submitted to the UNFCCC by Asia-Pacific countries, and the in-depth analysis of these documents. While some countries have updated their NDCs and NCs multiple times, no countries have updated their adaptation-specific documents such as NAPs, so only the latest documents from each country are included in this analysis. The original data produced in this analysis can be downloaded in excel format from the AP-PLAT website.

Status of the submitted documents to the UNFCCC including adaptation plans

This factsheet analyzed 5 types of documents that are submitted to the UNFCCC by the 39 countries in the Asia-Pacific. Please find following UNFCCC's official website for the descriptions of each documents.

- NC (National Communication) https://unfccc.int/sites/default/files/resource/Submission%20Guide_Non-Annex%20I_Parties_v2.pdf
- NDC (Nationally Determined Contribution) <https://unfccc.int/ndc-information/nationally-determined-contributions-ndcs>
- NAPA (National Adaptation Programme of Action) <https://unfccc.int/topics/resilience/workstreams/national-adaptation-programmes-of-action/introduction>
- NAP (National Adaptation Plan) <https://unfccc.int/topics/adaptation-and-resilience/workstreams/national-adaptation-plans>
- AC (Adaptation Communication) <https://unfccc.int/topics/adaptation-and-resilience/workstreams/adaptation-communications>

The following tables show the 39 targeted countries' profile based on the sub-region and categories under the UN framework, as well as the status of submitted documents to the UNFCCC as of 30 September 2022.

Countries' profile in the Asia-Pacific

Sub-region	TOTAL (countries)	Non-Annex I Parties (countries)		
		LDCs	SIDs	
East Asia	5	4	0	0
Pacific	16	14	3	12
South Asia	7	7	3	1
South East Asia	11	11	4	2
TOTAL	39	36	10	15

Status of the submitted documents to the UNFCCC

All countries in the Asia-Pacific

Documents	TOTAL (countries)	Oldest (year)	Latest (year)
NC	37 / 39	2012	2022
NDC	39 / 39	2016	2022
NAPA	13* / 10	2005	2013
NAP	6 / 36**	2016	2021
AC	7 / 39	2017	2021

All countries in the Asia-Pacific by sub-region

Documents	East Asia	Pacific	South Asia	South East Asia
	(countries)			
NC	5 / 5	16 / 16	7 / 7	9 / 11
NDC	5 / 5	16 / 16	7 / 7	11 / 11
NAPA	0 / 5	5 / 16	4 / 7	4 / 11
NAP	0 / 5	2 / 16	2 / 7	2 / 11
AC	2 / 5	3 / 16	1 / 7	1 / 11

Countries in the Asia-Pacific by categories

Documents	Non-Annex I Parties (countries)		
	LDCs	SIDs	
NC	34 / 36	9 / 10	15 / 15
NDC	36 / 36	10 / 10	15 / 15
NAPA	13 / 36	10 / 10	7 / 15
NAP	6 / 36	4 / 10	3 / 15
AC	4 / 36	2 / 10	2 / 15

* The development of NAPA was applicable only for the LDCs, out of which Maldives, Samoa and Vanuatu have graduated from the LDCs after their NAPA submission.

** The development of NAP is applicable only for the Non-Annex I Parties.

Analysis of the latest NC/NDC/NAP/AC in the Asia-Pacific

A detailed analysis of the adaptation plan documents was conducted by referring to the most recent documents from the NC/NDC/NAP/AC submitted to the UNFCCC, one for each country. The table shows the composition of the referred documents. Since no country had NAPA that corresponded to the most recent document, it was not included in the documents analyzed.

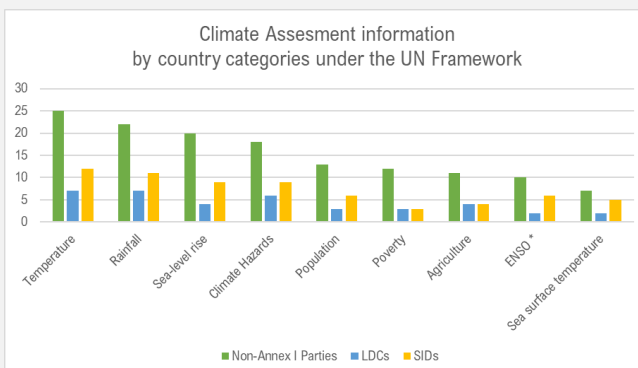
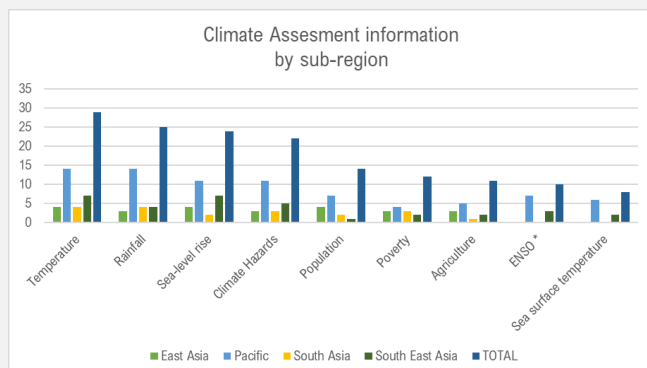
Analysis of the latest NC/NDC/NAP/AC in the Asia-Pacific

Analyzed documents	TOTAL	East Asia	Pacific	South Asia	South East Asia	Non-Annex I Parties	LDCs	SIDs
	(countries)	(countries)				(countries)		
NC	7	2	4	0	1	7	1	3
NDC	21	1	7	5	8	21	5	8
NAP	7	0	3	2	2	6	4	3
AC	4	2	2	0	0	2	0	1
TOTAL	39	5	16	7	11	36	10	15

Assessment of the current and future climate and its impacts in adaptation plan documents

The adaptation plan documents' contents indicating the current and future climate and its socioeconomic impacts were analyzed. The graphs show the number of countries including such assessment information in their adaptation plan documents, by sub-region and category under the UN framework.

Assessment of the current and future climate and its impacts in adaptation plan documents

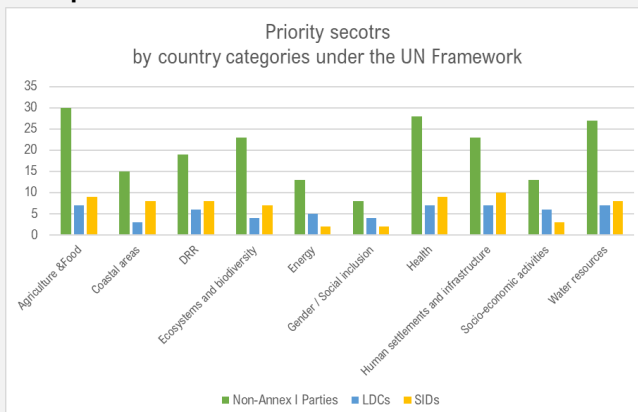
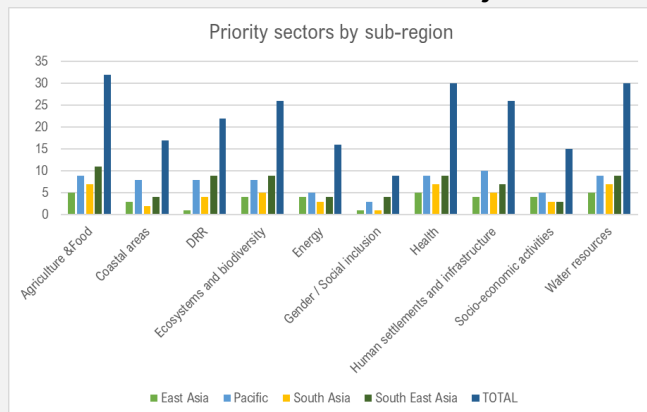


*ENSO: The El Niño-Southern Oscillation

Priority sectors in adaptation plan documents

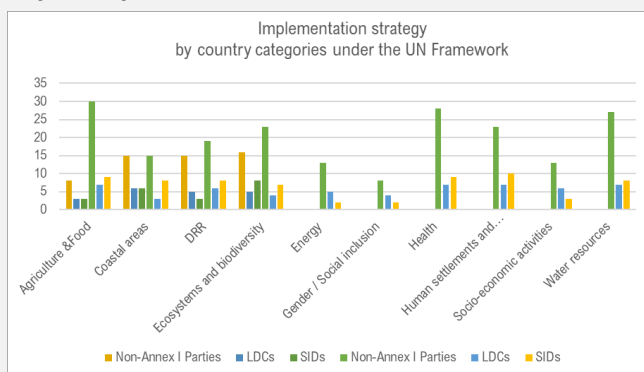
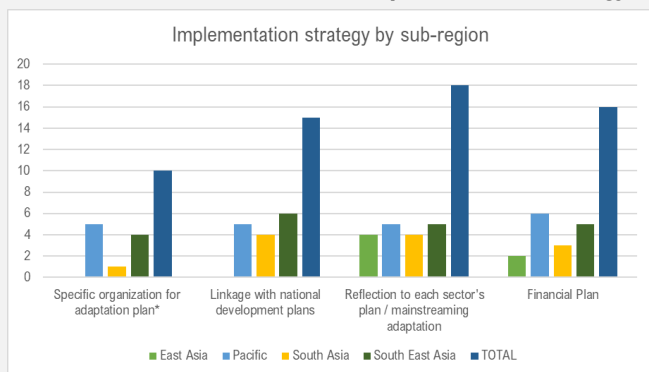
The adaptation plan documents' contents indicating the priority sectors were analyzed. The graphs show the number of countries including each priority sectors' information in their adaptation plan documents, by sub-region and category under the UN framework. The classification categories of priority sectors were created based on UNFCCC (2015).

Priority sectors in adaptation plan documents



The adaptation plan documents' contents indicating the specific institutional arrangement for implementing adaptation plan documents were analyzed. The graphs show the number of countries including implementation strategy in their adaptation plan documents, by sub-region and category under the UN framework.

Implementation strategy in adaptation plan documents

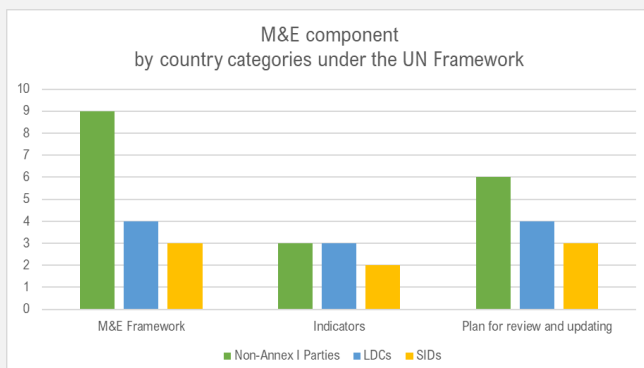
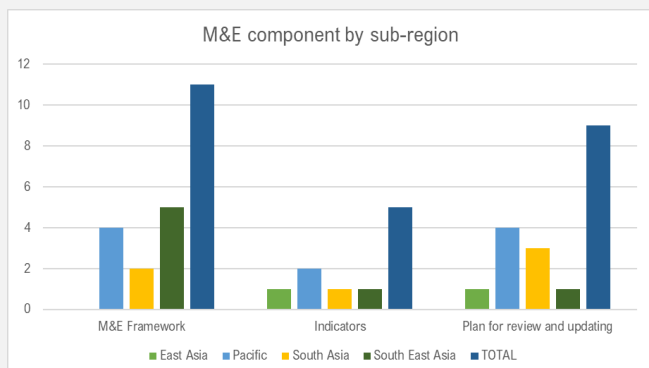


*Such as NAP task force

Monitoring and Evaluation (M&E) component in adaptation plan documents

The adaptation plan documents' contents indicating the M&E system were analyzed. The graphs show the number of countries including M&E system in their adaptation plan documents, by sub-region and category under the UN framework.

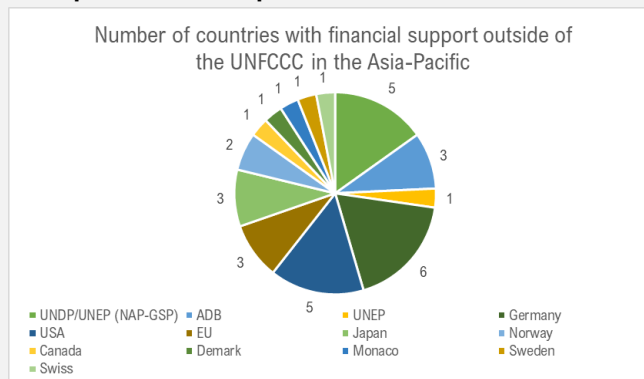
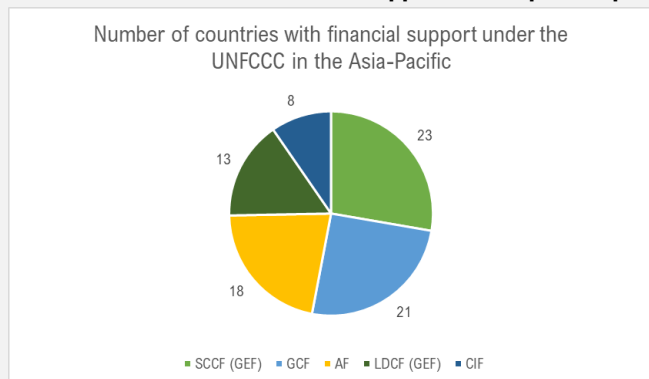
Monitoring and Evaluation (M&E) component in adaptation plan documents



Financial support for adaptation plan development and its implementation

The number of countries with financial supports related to the development or implementation of adaptation plans were analyzed. Programmes under the UNFCCC and programmes of international organizations/MDBs were identified from the respective websites. Projects supported by the bilateral donor agencies were identified from the adaptation plan documents of the respective countries. If there are at least 1 project/programme supported by respective donors in the country, it is counted as 1 donor. The following figure shows the composition of the number of donors counted in the all countries in the Asia-Pacific.

Financial support for adaptation plan development and its implementation



Reference:

UNFCCC. Adaptation Committee. 2015. Navigating the landscape of support for the process to formulate and implement national adaptation plans